



Manage this device with Digi Remote Manager

DIGI EX50

5G / 4G LTE cellular connectivity in a compact, all-in-one solution for primary or backup fixed wireless access (FWA) connectivity

Business has forever changed with millions of employees working remotely. The Digi EX50 router with 5G/4G dual connectivity provides businesses with a secure, resilient and optimized enterprise-grade network that changes the work from anywhere experience for good. Its small form factor allows device placement where the work is happening.

Reduce the complexity of managing multiple devices, and simplify installations and day-to-day management with **Digi Remote Manager®** (Digi RM). Establish valuable network resilience with 4G failover in cases of 5G disruption, and gain additional security and enterprise features. The Digi EX50 is an ideal choice for businesses as they adapt to the new normal.

The Digi EX50 latest generation Wi-Fi 6 radios operate simultaneously on 2.4 and 5 GHz with higher speed, capacity,

quality of service and range than previous Wi-Fi 5 products to support many clients, bandwidth-intensive devices and new use cases such as AR/VR. Dual SIM slots provide carrier flexibility and wireless failover, and with 4G LTE and 3G fallback, you're covered in areas where 5G is not deployed yet.

Digi EX50 supports a wide range of indoor use-cases beyond A/C controlled spaces with an extended operating temperature range, such as smart factories, warehouses, construction sites or infrastructure sheds.

An available serial port with Cisco straight-through pinout can provide out-of-band (OOB) management for other on-site equipment. To simplify installation, Digi EX50 can be directly powered by an active PoE+ switch or a DC IN barrel connector as the primary or backup power source for redundancy.

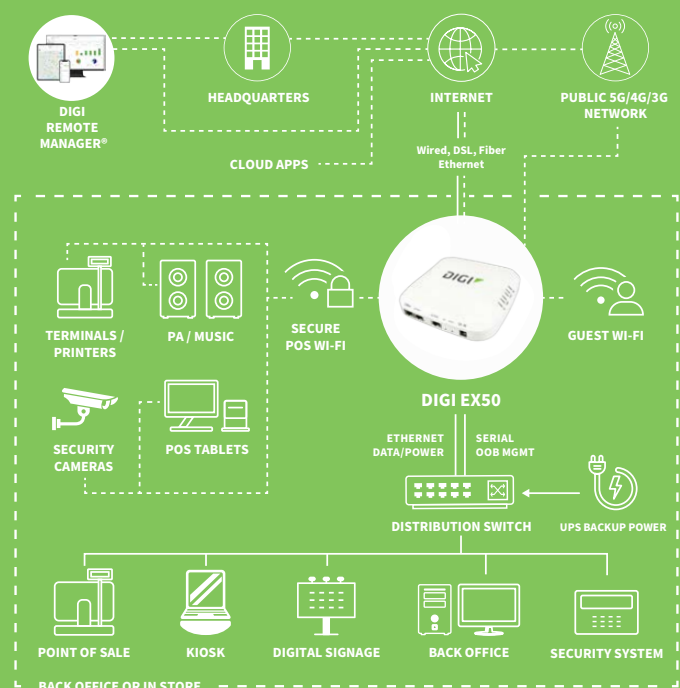
FEATURES AND BENEFITS

- Future-proof and ready for new use cases such as 5G network slicing, SD-WAN, 4K/8K cameras and AR/VR
- High-speed 5G NR and 4G LTE-Advanced Pro Cat 20 dual connectivity cellular radio
- Enterprise-grade Wi-Fi 6 and dual 2.5 Gigabit Ethernet
- Extended operating temperature range for wider use cases
- Standards-based Power over Ethernet simplifies installation
- Multiple mounting options and accessories
- Serial port for remote, out-of-band management
- Securely deploy, monitor and control devices with **Digi Remote Manager®**

RELATED PRODUCTS



APPLICATION EXAMPLE



SPECIFICATIONS

DIGI EX50

CELLULAR CONNECTIVITY	
5G NR	Bands: n1, n2, n3, n5, n28, n41, n66, n71, n78, n79; C-Band
4G LTE-ADVANCED PRO	Bands: B1, B2, B3, B4, B5, B7, B8, B12, B13, B14, B17, B18, B19, B20, B25, B26, B28, B29, B30, B32, B34, B38, B39, B40, B41, B42, B46, B48, B66, B71; CBRS, LAA
3G HSPA+	Bands: B1, B2, B3, B4, B5, B6, B8, B9, B19
ANTENNA CONNECTORS	(4) 50 Ω SMA (center pin: female)
SIM SLOTS	(2) Mini-SIM (2FF); software selectable, hardware switchable; SIM slot cover plate
SOFTWARE AND MANAGEMENT	
SOFTWARE	Digi Accelerated Linux (DAL OS); secure, reliable, intelligent, customizable
REMOTE MANAGEMENT	Digi Remote Manager®; security, management, updates, alerts, scheduling and intelligence
LOCAL MANAGEMENT	Web Interface (HTTPS); Command Line Interface (SSH, serial port)
PERFORMANCE	
ETHERNET THROUGHPUT	2.x Gbps
CELLULAR THROUGHPUT	1.x Gbps
IPSEC VPN THROUGHPUT	500 Mbps
VPN TUNNELS	10 tunnels
CLIENT COUNT	50 clients (typical)
PROCESSOR	
APPLICATION PROCESSOR	ARM® Cortex®-A53, 1.8 GHz, quad-core, 64-bit
MEMORY	512 MB RAM, 512 MB flash
ETHERNET	
PORTS	(2) RJ-45; 10/100/1000/2500 Mbps (auto-sensing)
WI-FI	
RADIOS	Wi-Fi 6 / 802.11ax, enterprise-grade, dual-band simultaneous, 2x2 MIMO; 2.4 GHz: 802.11b/g/n/ax; 2.4 GHz and 5 GHz: 802.11a/n/ac/ax
ANTENNAS	Integrated 2x2 MIMO, 2.4 and 5 GHz, 5 dBi gain
SECURITY	Open, Enhanced Open, WPA, WPA2, WPA3; Personal, Enterprise
MODES	(4) Wi-Fi Access Points; (2) Wi-Fi Clients
LOCATION	
GNSS	L1: GPS, GLONASS, Galileo, QZSS, BeiDou; L5: GPS, Galileo, QZSS, BeiDou
SERIAL	
PORTS	(1) RS-232 (RJ-45); Cisco Straight pinout; for out-of-band management of network appliances and servers
PHYSICAL	
DIMENSIONS (L x W x H)	158 mm x 158 mm x 35 mm (6.2 in x 6.2 in x 1.4 in)
WEIGHT	600 g (21 oz)
STATUS LEDs	(14) total for easy visual troubleshooting; Power, LAN, WAN, Wi-Fi 2.4/5, Online, Cellular Signal, Cellular Service, SIM 1/2
ENCLOSURE	Hybrid (die-cast aluminum + ABS plastic); Kensington Security Slot
POWER REQUIREMENTS	
DC BARREL INPUT	19 VDC / 2.5 A barrel connector, 2.5 mm pin, center-positive
POWER OVER ETHERNET	Standards-based, IEEE 802.3at, PoE+ (25.5 W)
ENVIRONMENTAL	
OPERATING TEMPERATURE	-20° C to 70° C (-4° F to 158° F)
RELATIVE HUMIDITY	5% to 95% (non-condensing)
APPROVALS	
CELLULAR	Visit www.digi.com/resources/certifications for latest certifications
EMISSIONS / IMMUNITY	CE; RED; FCC Part 15 Subpart B; CAN ICES-003
SAFETY	IEC62368-1, CB, EN62311
WARRANTY	
PRODUCT WARRANTY	3-year*


*Standard 3-year warranty upgradeable to 5 years with purchase of a Digi Remote Manager Premier 5-year subscription applicable to the product purchased only at the time of product purchase and with product registration at that time in Digi Remote Manager.

PRODUCT IMAGES

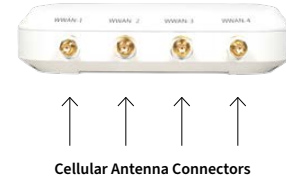
DIGI EX50 TOP




DIGI EX50 FRONT



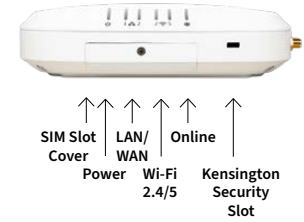
DIGI EX50 BACK



DIGI EX50 LEFT SIDE



DIGI EX50 RIGHT SIDE



DIGI REMOTE MANAGER®



Digi Remote Manager is the technology platform that brings networks to the next level, allowing networks — and the people who manage them — to work smarter. With Digi Remote Manager you can transform a multitude of dispersed IoT devices into a dynamic, intelligent network. Now you can easily deploy, monitor and diagnose thousands of mission-critical devices from a single point of command — on your desktop, tablet or phone. All the while, its software-defined security diligently safeguards your entire Digi ecosystem.

Learn more at www.digi.com/digi-remote-manager

CAPABILITIES

- Activate, monitor and diagnose your mission-critical devices from a single point of command and control — on your desktop or mobile app
- Schedule key operations — including firmware updates and file management — on a single device or on a group of devices, keeping your network functionality up-to-date and maintaining compliance standards
- Manage edge devices out-of-band via console terminal access
- Keep tabs on device health and connectivity across device deployments of any size
- Create detailed reports and enable real-time alerts for specified conditions
- Integrate device data through open APIs to gain deeper insights and control with third-party applications
- Report and alert on performance statistics, including connection history, signal quality, latency, data usage and packet loss

INFRASTRUCTURE

- Hosted in a commercial-grade cloud server environment that meets SOC 1®, SOC 2® and SOC 3® standards
- Superior availability, operating to 99.9% or greater
- Open APIs available to support application development

SECURITY

- More than 175 security controls in place to protect your data
- Member of the Center for Internet Security® (CIS®)
- Enables compliance with security frameworks like ISO27002, HIPAA, NIST and more
- Earned Skyhigh's CloudTrust™ Program highest rating of Enterprise-Ready

PART NUMBERS	DIGI EX50
EX50-WX56-GLB	Digi EX50 - Global, 5G NR Sub-6 GHz with 4G/3G fallback, GNSS, Wi-Fi 6 2x2 MIMO DBS, dual 2.5 GbE, RS-232, with Accessories*

*Includes DC power supply, mounting hardware, Ethernet and serial cables.

PART NUMBERS	DIGI REMOTE MANAGER®
DIGI-RM-STD-1YR	Digi Remote Manager Standard - 1-year subscription
DIGI-RM-PRM-1YR	Digi Remote Manager Premier - 1-year subscription
DIGI-RM-PRM-3YR	Digi Remote Manager Premier - 3-year subscription
DIGI-RM-PRM-5YR	Digi Remote Manager Premier - 5-year subscription

FOR MORE INFORMATION
PLEASE VISIT [DIGI.COM](https://www.digi.com)

The information provided in this document is preliminary and may be subject to change without notice.

DIGI SERVICE AND SUPPORT / You can purchase with confidence knowing that Digi is always available to serve you with expert technical support and our industry leading warranty. For detailed information visit www.digi.com/support.

© 1996-2021 Digi International Inc. All rights reserved.
All trademarks are the property of their respective owners.

91004462
A8/421

DIGI INTERNATIONAL WORLDWIDE HQ
877-912-3444 / 952-912-3444 / www.digi.com

DIGI INTERNATIONAL JAPAN
+81-3-5428-0261 / www.digi-intl.co.jp

DIGI INTERNATIONAL GERMANY
+49-89-540-428-0

DIGI INTERNATIONAL SINGAPORE
+65-6213-5380

DIGI INTERNATIONAL CHINA
+86-21-50492199 / www.digi.com.cn

