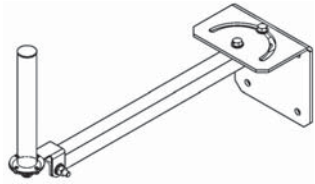



CWV360X0203F000

Dual Band | Omni Antenna | VV-Pol | 360° / 360° | 2.1 / 3.1 dBi | Fixed Tilt

- Dual Band Omni-Directional Antenna
- Ideal solution for InBuilding and DAS applications

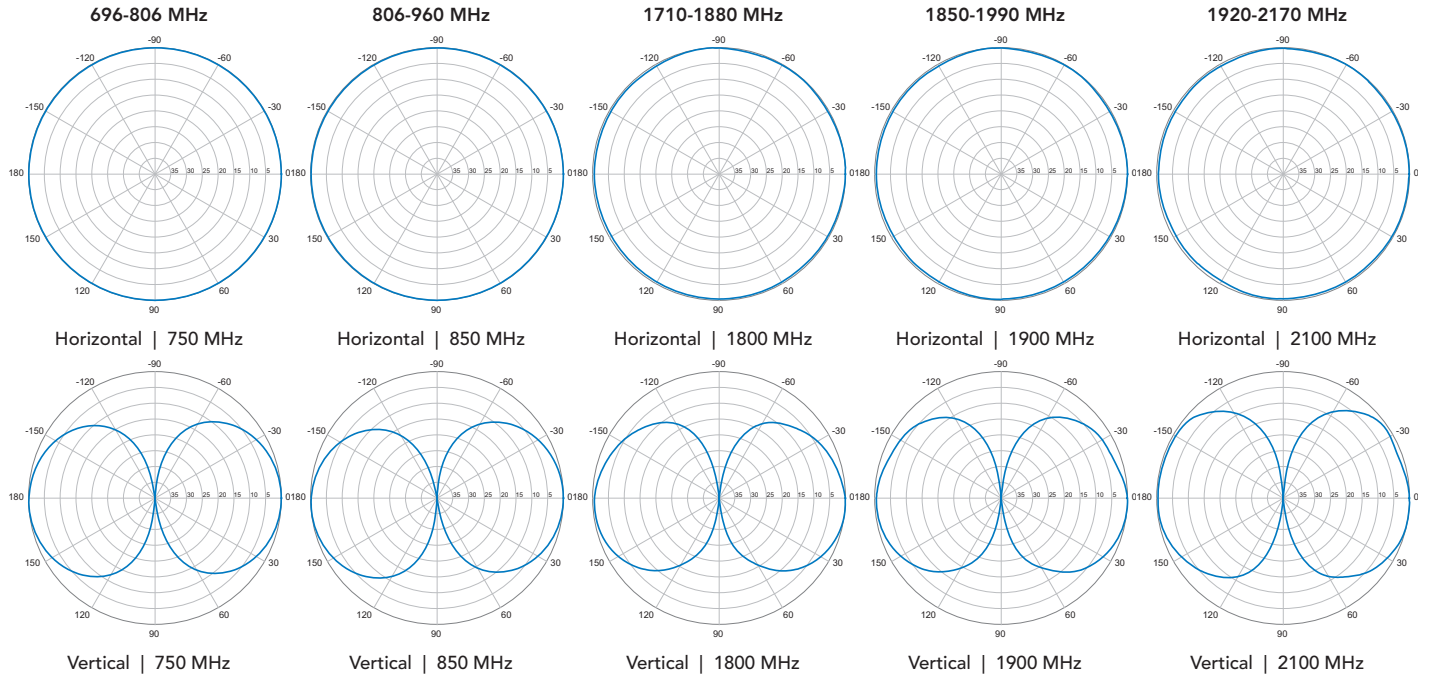
Electrical Characteristics	696-960 MHz		1710-2170 MHz		
	Frequency Bands (MHz)	696-806	806-960	1710-1880	1850-1990
Polarization	Vertical				
Horizontal Beamwidth	360°	360°	360°	360°	360°
Vertical Beamwidth	40°	44°	54°	60°	81°
Gain	1.9 dBi	2.1 dBi	2.7 dBi	2.9 dBi	3.1 dBi
Electrical Downtilt	0°		0°		
Impedance	50 Ω		50 Ω		
VSWR	1.6:1		1.6:1		
IM3 (2x20W Carrier)	< -140 dBc				
Input Power	200 W		200 W		
Lightning Protection	Direct Ground				
Connector(s)	1 port / 7/16-DIN / Female / Bottom				
Mechanical Characteristics					
Dimensions (Length x Diameter)	276 x Ø65 mm		10.9 x Ø2.6 in		
Antenna Weight	0.53 kg		1.16 lbs		
Survival Wind Speed	201 km/hr		125 mph		
Wind Area	0.02 m ²		0.19 ft ²		
Wind Load @ 160 km/hr (100 mph)	26 N		6 lbf		
Mounting Options	Image	Part Number			
Universal Wall / Ceiling Mounting Kit		505-173-5-003			



Quoted performance parameters are provided to offer typical or range values only and may vary as a result of normal manufacturing and operational conditions. Extreme operational conditions and/or stress on structural supports is beyond our control. Such conditions may result in damage to this product. Improvements to product may be made without notice.

CWV360X0203F000

Dual Band | Omni Antenna | VV-Pol | 360° / 360° | 2.1 / 3.1 dBi | Fixed Tilt



Quoted performance parameters are provided to offer typical or range values only and may vary as a result of normal manufacturing and operational conditions. Extreme operational conditions and/or stress on structural supports is beyond our control. Such conditions may result in damage to this product. Improvements to product may be made without notice.